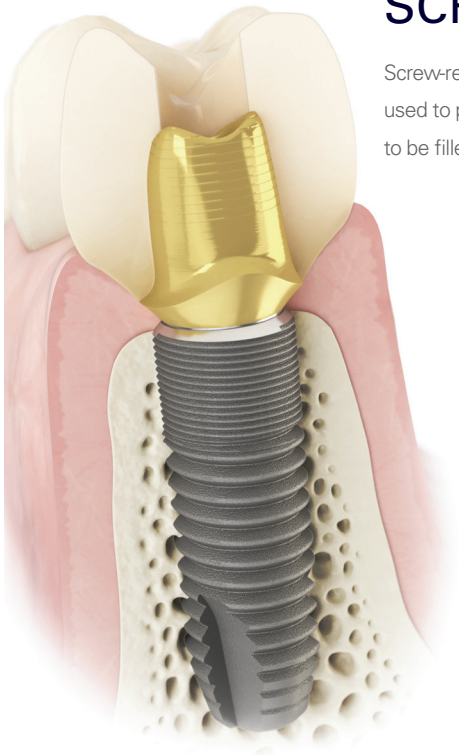


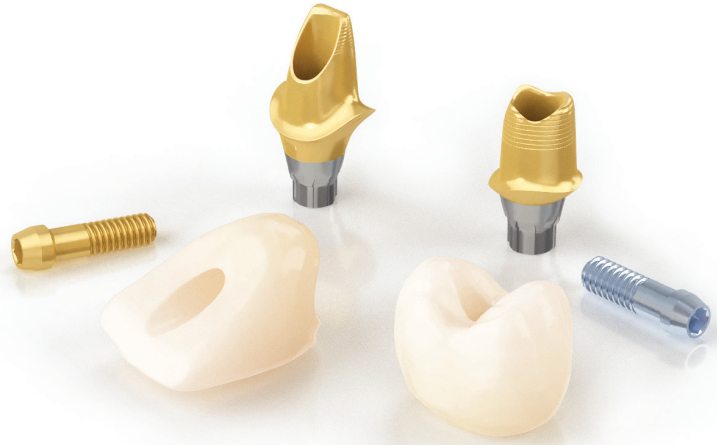
SCREW-RETAINED IMPLANT CROWN

Screw-retained implant crowns require a one-piece assembly for seating. A small access hole in the crown is used to place the screw into the restoration. After torquing the restoration into place, the access hole will need to be filled with tooth-colored composite.

- A more predictable seating of the restoration
- Eliminating excess cement near tissue
- Easy accessibility to restoration for maintenance and future restorations



Images courtesy of Dentsply Sirona



VS.

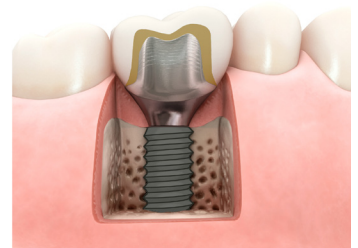
CEMENT-RETAINED IMPLANT CROWN

Cement-retained implant crowns require a two-piece assembly. First an abutment is torqued to the implant with a screw. The crown is then cemented on the abutment. This process has more cosmetic flexibility due to implant placement.

- High aesthetic cases and high translucent crown materials
- Flexibility in implant placement: ideal & non ideal
- Implant bridges with non-engaging platform connections
- A fully functional and intact occlusal table



Pre-fabricated solution



Patient-specific solution



KEY DENTAL

AESTHETICS

5968 S NC 16 Hwy | Maiden | NC | 28650
keydentalinc.com | 704.489.9978

©2026 KEY DENTAL AESTHETICS